



Fantasy Playhouse Children's Theater & Academy

Mainstage Production Study Guide



A MESSAGE TO THE EDUCATORS

This study guide is designed to prepare educators and their students for a memorable and educational theatre experience. We hope this study guide assists in igniting the critical thinking process with your classes as you are transported to the jungle during Fantasy Playhouse Children's Theater & Academy's production of Rapunzel and the Beanstalk by Stephen Tyler Davis. In this guide, you will find discussion topics for before and after the production, classroom activities with curriculum connections, and other resource materials. Thank you for joining us, and we hope you enjoy the show!

-Taylor Bogan, Education Director

SYNOPSIS

Rapunzel is the only plant scientist in Nysland to never touch the real earth and she's sick of being stuck in that tower. When her friend Willy Nilly Wallywart, the worst witch in town, mistakenly whips up her famous bean dip using the last of the magic beans, Rapunzel's famous ponytail grows to new heights in the form of an enormous beanstalk. Jack, now the biggest social influencer in Nysland must face that beanstalk once again. Who climbs up? What falls down? And why are all of the plants wilting more and more by the day? Join us for our next adventure in the Nysland fairytale forest for a story about bravery, second chances, science, critical thinking, kindness, and using influence for good.

STANDARDS

Kindergarten:

ELA: K.R1, K.R2, K.R3, K.R4, K.R5, K.1, K.2, K.4, K.7, K.17, K.18, K.19, K.20, K.24, K.27, K.28, K.30; Art: K.2, K.5, K.6 ; Theatre: K.5 K.8 K.10, K.11, K.12 ; Social Studies: K.8, K.9, K.10,; Science: SC15.K.3, K.4, K.5

1st

ELA: 1.R1, 1.R2, 1.R3, q.R4, 1.R5, 1.1, 1.3, 1.4, 1.11, 1.12, 1.17, 1.19, 1.21, 1.22, 1.25; Art: 1.5,1.6; Theatre: 1.14, 1.15, 1.16, 1.17, 1.20, 1.21, 1.25; Social Studies: 1.8; Science: SC15.1.7

2nd

ELA: 2.R1, 2.22,2.R3, w.R4, 2.1, 2.3, 2.15, 2.16, 2.17, 2.18, 2.19, 2.23, 2.24, 2.25; Art: 2.1, 2.6; Theatre: 2.14, 2.16, 2.17, 2.20, ; Social Studies: 2.5, 2.6; Science: SC15.2.5, 2.7

3rd

ELA: 3.13, 3.16, 3.17, 3.21, 3.22, 3.26, 3.31, 3.37, 3.40, 3.41; Art: 3.1, 3.4; Theatre: 3.1, 3.14, 3.16, 3.19, 3.20; Science: SC15.3.5, 3.6, 3.7, 3.8, 3.10

4th

ELA: 4.5, 4.6, 4.8, 4.9, 4.10, 4.13, 4.14, 4.15, 4.32, 4.34, 4.38; Art: 4.2, 4.4; Theatre: 4.14, 4.16, 4.19; Science: SC15.4.9, 4.13

5th

ELA: 5.R2, 5.4, 5.5, 5.11, 5.12, 5.14, 5.15, 5.17, 5.21, 5.33, 5.38, 5.39; Art: 5.3, 5.4; Theatre: 5.1, 5.3, 5.18; Science: SC15.5.8, 5.9

ABOUT THE PLAYWRIGHT



Stephen Tyler Davis (Artistic Director) brings decades of experience with him back to FPCTA. In 2006, he received his BA in Theatre from University of Alabama, with honors for serving as President of Alpha Psi Omega, Gamma Gamma Cast. Then in 2016, he earned his MFA in Theatre from Sarah Lawrence College

while also serving as the President of the Graduate Student Senate. He has been a guest artist around the country at universities, state festivals, regional theatres, New York Musical Theatre Festival, and New York International Fringe Festival. Davis is committed to connecting communities and inspiring joy through theatre and music in the artistic work that he makes as a director, teacher, writer, performer, producer, and designer. He is the author of plays, poetry, and original musicals, such as Huckleberry Haywood, Bird Brain, Little Trees, Rusty the Robot, Stargazing With Helen Keller, Lights Out in Cootah County, Snow and the 7 Littles, as well as an original adaptation of A Christmas Carol. Davis has toured the United States for three seasons with TheatreWorks USA and is a founder of CitySalt Theatricals NYC, an ordained minister, ASCAP songwriter, and a member of the Actors Equity Association. Stephen serves as a guest lecturer at Shelton State Community College and Alabama A & M University. Most recently, Stephen was named to Huntsville Business's 40 Under 40 in recognition of his work in our community.

WHO'S WHO ON STAGE

- ★ **LEMON:** A curious protege and follower of Jaq, child of Bean Man and Fruit Lady.
- ★ **LIME:** LEMON's nonverbal sidekick sibling with lots of opinions, child of Bean Man and Fruit Lady.
- ★ **RAPUNZEL:** A clever botanist trapped in a tower who wishes for more.
- ★ **JAQ:** A privileged social influencer of Nysland.
- ★ **WILLY WALLYWART:** A teenage witch, terrible at their craft.
- ★ **WANDA WALLYWART:** Willy's aunt, an evil witch who dreams of leaving Nysland in the dust.
- ★ **WAPPO:** Willy's Step Uncle, a dopey warlock who follows Wanda's every command.
- ★ **FRUIT LADY:** Co-owner of the produce stand, the Bean Man's wife, Lemon and Lime's mother.
- ★ **BEAN MAN:** The owner of a struggling produce stand, dad of Lemon and Lime.

SHARE YOUR CREATIVITY!

Share your creativity with us! We would love to hear from you! Please share your work, stories, or pictures from your class by sending to the address below or tagging us on social media with @FantasyPCTA or using #FantasyPCTA

AUDIENCE ETIQUETTE

1. Please wait in the lobby to be seated.
2. Use the handrails when going up and down the stairs in the theater.
3. Pay attention when the lights go down.
4. The actors love to hear your response to the action taking place, but please do not talk or whisper during the performance.
5. Please do not eat, drink, or chew gum in the theatre.
6. Please turn off all cell phones and other electronic devices during the performance.
7. Actors love to hear applause! Show your appreciation by clapping at the end of the play.
8. After the performance, please remain seated until your school is dismissed.

SHOW VOCABULARY

Barren * Blacksmith * Bloom * Botanist * Dwindling * Egotistical
Fertilize * Harvest * Intoxicating * Irrigation * Keystone Species
Kudzu * Legend * Nutrients * Nonverbal * Obnoxious * Prune
Spectacle * Souvenir

THEATER VOCABULARY

- **Director:** develops and executes the creative vision of the show while helping the actors to develop their characters
- **Actors:** people who perform in the show to bring the words of the playwright to life
- **Production Manager:** manages the coordination and finances of the production team
- **Technical Director:** oversees the technical execution of the director's vision and manages the technical staff
- **Scenic Designer:** works with the Director and Technical Director to design what the stage will look like
- **Costume Designer:** works with the Director to design and execute all of the costumes and accessories worn by the characters in the play
- **Properties:** usually shortened to the phrase "props", these are objects carried on by actors, or are preset by the scenic design team
- **Lighting Designer:** the technician in charge of designing and occasionally executing the light plot of a show
- **Sound Designer:** the technician in charge of designing and occasionally executing the sound lot of a show
- **Stage Manager:** serves as the main point of contact for all of the departments to ensure effective communication and helps maintain the artistic integrity of the show
- **House Manager:** the person responsible for managing all of the ushers and front of house team to ensure patrons are seated correctly and have a positive experience
- **Stage Directions:** terminology used to describe different places onstage: Center Stage, Stage Right, Stage Left, Upstage, and Downstage

PRE-SHOW DISCUSSION QUESTIONS

1. Discuss proper theatre etiquette with your class. What are several ways to be good audience members?
2. What elements of technical theatre are most exciting to you? The set? Costumes? Lights? Sound? Make-Up? How does each element tell the story?
3. In this play, Rapunzel is a botanist. What is a botanist? Why is their job important?
4. What is a keynote species?
5. What does it mean to be nonverbal? What are some other ways humans communicate?

POST-SHOW DISCUSSION QUESTIONS

1. What was your favorite moment (or scene) from *Rapunzel and the Beanstalk*? Why was it your favorite part? What made it memorable?
2. How did the actors use the following Acting Tools to tell the story: Body, voice, mind, imagination, cooperation, and heart?
3. What lessons did the characters learn in this story? Can you name some themes you noticed in the show?
4. What lessons can we learn from the mistakes characters made in the story?

ACTIVITY #1: LANGUAGE ALL AGES

In Rapunzel and the Beanstalk the character Lime is nonverbal, and uses pantomime to communicate. In real life, there are many different ways non-verbal people communicate, one of these being American Sign Language. In this activity you will learn some ASL with very own Stephanie Hyatt, our ASL teacher at Fantasy Playhouse.


Please use the QR code below for a video of some of the signs



ACTIVITY #2: BOTANY BOOK GRADES 2 & UP

In Rapunzel and the Beanstalk the character Jaq hosts his own social media platform, and is the town's favorite Tick Tock Tower star. Have students create their own social media platform for a plant species. Students should research the plant, tree, bush, shrub etc. and use their creativity to create a social media profile.


A blank template is provided on the next page. Below is an example of a filled in template.



BotanyBook

PROFILE

Name: Rosie the Rose
Age: 2 Years Old/Year
Species: Roseaceae/Wild Rose



Appearance: I am a small red rose with a green stem. My stem has a few thorns, hey nobody is perfect! I am sometimes jealous of my fellow roses, which can range in color from white through various tones of yellow and pink to dark crimson and maroon. I am a wild rose, so I only have 5 petals, not as many as my shop-grown friends. My friends also tell me that I smell very good!




Likes:
-Sunlight
-Water
-Soil

Dislikes:
-Leaf Spots
-Honey Fungus
-Flies

Background: My species is native primarily to the temperate regions of the Northern Hemisphere. I have been really popular since ancient times, I also symbolize romance to a lot of cultures! Haha!

Personality: I am a little shy, I only come out in certain months of the year. The summer is my time! I am also a little introverted... if haven't had enough food and water I will be a thorn in your side!

Friends





BotanyBook

PROFILE

Name: _____
Age: _____
Species: _____

Appearance:

Likes:	Dislikes:
_____	-
_____	_____
_____	_____

Background:

Personality:

Friends



ACTIVITY #3: SCIENCE GRADES K-2

Put on your botanist hat and solve this problem. Go through the worksheet one by one. Have students draw pictures of each part of the plant. They can discuss with partners the different parts of the plant and then share with the whole group. Discuss with students how the different parts of the plant work together.

PLANT FEATURES

1. Draw an example of each plant feature in the boxes below:

SEED	STEM
FLOWER	ROOT
LEAF	FRUIT

ACTIVITY #4: SCIENCE GRADES 2 & UP

In *Rapunzel and the Beanstalk*, Rapunzel represents the Keystone species of her community. So what is a keystone species? In this activity students can learn what a keystone species is with examples from nature. For an additional activity students can do research and find their own keystone species and research how they are virtual to their ecosystem.

A **keystone species** can be any organism, from animals, plants to bacteria and fungi. It is the glue that holds a habitat together. It may not be the largest or most plentiful species in an ecological community, but if a keystone is removed, it sets off a chain of events that turns its habitat into something very different. Although all of an ecosystem's many components are linked, these are the living things that play a pivotal role in how their ecosystem functions. Let's look at some examples.

Wolves

Gray wolves are a top predator whose presence has a ripple effect on the rest of its ecosystem. Studies show that wolves keep elk populations in check, preventing them from over-browsing on willow and aspen, which in turn helps maintain healthy stands of trees in the landscape. Wolves are a boon to other predator populations as well, with their uneaten food scraps strengthening the food supply of scavengers like eagles, coyotes, and bears.

Ochre Sea Star

By keeping populations of mussels and barnacles in check, this sea star helps ensure healthy populations of seaweeds and the communities that feed on them—sea urchins, sea snails, limpets, and bivalves.

Sea Otter

A keystone species is often, but not always, a predator. Sea otters, for instance, are one of the most important keystone species in the kelp forest habitat, home to hundreds of species, from sea stars to sharks. Sea urchins, the spiky organism carried by this sea otter, eat kelp. Sea otters eat sea urchins, preventing an overpopulation of urchins from destroying the ecosystem.

Saguaro Cactus

Keystone plants, like the Sonoran Desert's saguaro cactus, are those that provide a critical source of food, water and/or shelter for other species in the desert.

Bees

With the aid of other pollinators, bees support the reproduction of as much as 90 percent of the world's flowering plants. Not only do they pollinate fruits, vegetables, and other crops that provide humans with everything from food to clothing to fuel, but they also help produce the seeds, nuts, berries, and fruit that countless other species in ecosystems around the world survive on. Without bees, there would be a bottom-up cascade of consequences throughout the food chain. Despite this, bees like the endangered rusty patched bumblebee have failed to receive crucial protections in the United States.

Resources

<https://www.nrdc.org/stories/keystone-species-101#what-is>

<https://education.nationalgeographic.org/resource/role-keystone-species-ecosystem/>

ACTIVITY #5: SOCIAL STUDIES GRADES K-8

Help students learn the basics about maps with this activity. This activity is available in three levels of difficulty to adapt to multiple grade levels. Teachers can also come up with additional questions themselves using the map as reference.

Blank Map is available on the next page.

Level 1

Give the instructions verbally.

- Use a purple marker to draw a line from Rapunzel's Tower to Tick Tock Tower.
- Use a yellow marker to draw a line from The Bean Man's House to Patty Cake's Stand.
- Use a blue marker to draw a line from Jaq's House to Fruit Lady's Cart.
- Use an orange marker to draw a line from Basket Casey's Spot to Willy's House.
- Use a red marker to draw a line from Tick Tock Tower to Billy Blacksmith's Stand.

Level 2

Instructions

1. Princess Rapunzel wants to leave "Rapunzel Tower" to buy some apples from "Fruit Lady's Cart" to make an apple pie. Fill in the blanks and circle the correct directions to complete the journey.

Start on _____ Road and turn **NESW** onto _____ Street. Then turn **NESW** to go towards the _____ Stand. Then finally, turn **NESW** onto _____ Road and arrive at "Fruit Lady's Cart!"

2. Jaq is on his way to work at the Tick Tock Tower, on his way he needs to pick up a cake. Fill in the blanks and circle the correct directions to complete the journey from "Jaq's House" to "Patty Cake's Stand" to the "Tick Tock Tower".

Start on _____ Street and go **NESW** onto _____ Street. Then turn **NESW** onto _____ Way and wave to _____ Blacksmith! Then turn **NESW** onto _____ Trail. Next turn **NESW** towards _____ Avenue and arrive at Tick Tick Tower!

3. The Bean Man sells magic beans! He needs to sell a bean to Billy Blacksmith, on the way he is going to stop at Tick Tock Tower to see his friend Jaq. Fill in the blanks and circle the correct directions to complete the journey from "Bean Man's House" to "Tick Tock Tower" to "Billy Blacksmith's Stand."

Start on _____ Road and turn **NESW** onto _____ Lane. Then turn **NESW** onto _____ Avenue then arrive at Tick Tock Tower and wave to Jaq! Then continue on _____ Avenue until you turn **NESW** onto _____ Trail. Finally turn **NESW** onto _____ Way and arrive at Billy Blacksmith's Stand!

(Answer key available at the bottom of page)

Level 3

Instructions

Princess Rapunzel wants to leave "Rapunzel Tower" to buy some apples from "Fruit Lady's Cart" to make an apple pie. Use street names and your compass directions to describe in detail how to get from "Rapunzel Tower" to "Fruit Lady's Cart".

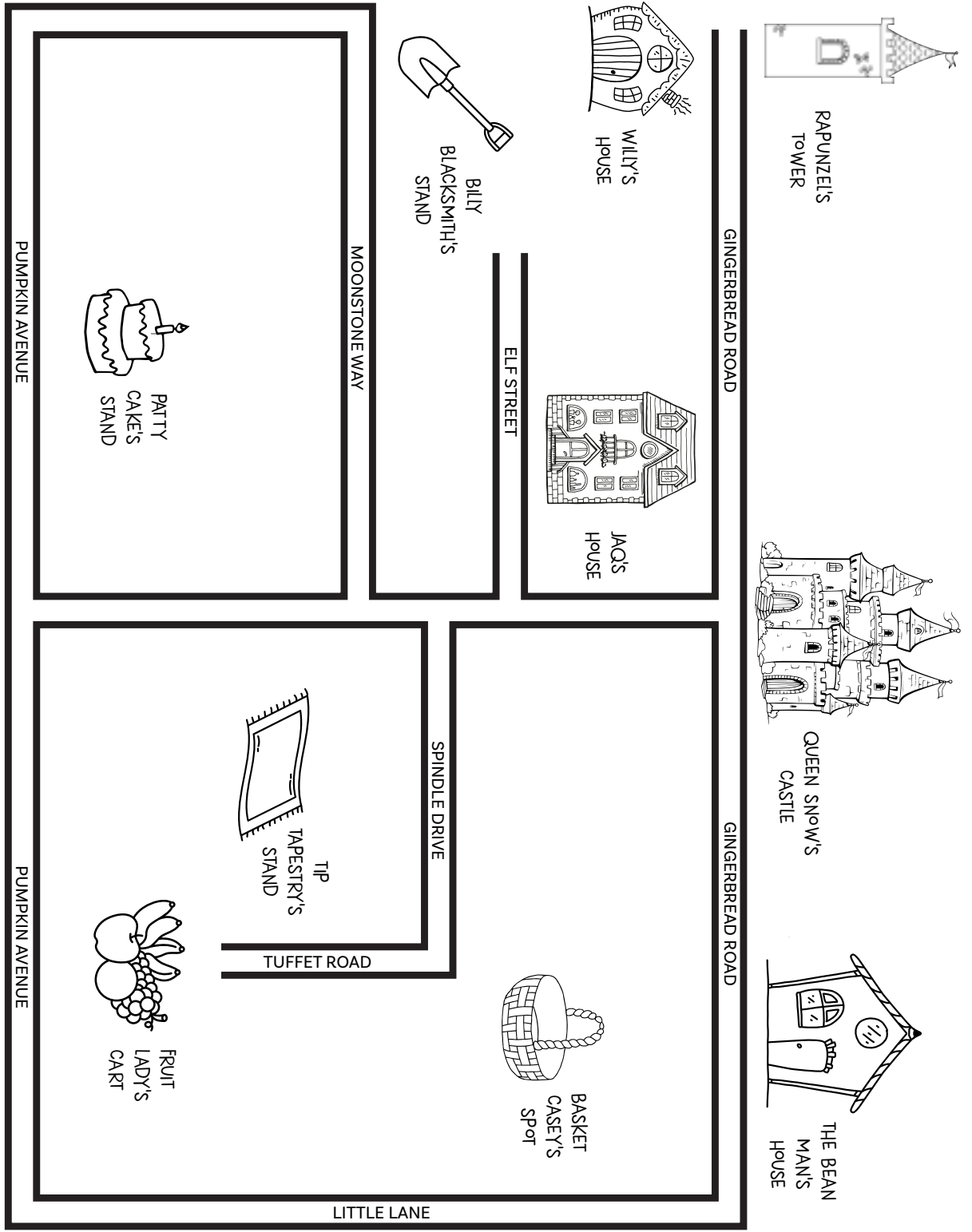
Jaq is on his way to work at the Tick Tock Tower, on his way he needs to pick up a cake. Use street names and your compass directions to describe in detail how to get from "Jaq's House" to "Patty Cake's Stand" to the "Tick Tock Tower".

The Bean Man sells magic beans! He needs to sell a bean to Billy Blacksmith, on the way he is going to stop at Tick Tock Tower to see his friend Jaq. Use street names and your compass directions to describe in detail how to get from "Bean Man's House" to "Tick Tock Tower" to "Billy Blacksmith's Stand."

Level 2 Answer Key:

1. Gingerbread, South, West, Tip Tapestry, South, Tuffet
2. Elf, South, Snow, East, Moonstone, Billy, South, Firefly, West, Pumpkin
3. Gingerbread, South, Little, West, Pumpkin, Pumpkin, North, Firefly, East, Moonstone

ACTIVITY #5: SOCIAL STUDIES GRADES K-8 (CONT.)



ACTIVITY #6: ENGLISH/PLAY ANALYSIS GRADES 4 & UP

Instructions: Hand these out to students before the show so they have an idea of what they are looking for.

Characters

List one or more protagonists from the play.

List one or more antagonists from the play.

List 3 characters from Rapunzel and list their objectives (what they want in the play)

Character #1

Character #2

Character #3

Where

Describe the world that the play takes place in. What does it look like? What time period does it seem like? What is the mood/atmosphere like?

Plot

List 4 or more facts that were established about the world of Nysland in the beginning of the play. Example: Rapunzel is in a tower.

1.

2.

3.

4.



What is the inciting incident? What happened to change things?

What is the conclusion?

What do you think are the major lesson(s) from the story? What did you learn? What did the characters learn?

Rapunzel and the Beanstalk Crossword Puzzle

Can you find the answers to complete the puzzle?



ACROSS

1. To trim (a tree, shrub, or bush) by cutting away dead or overgrown branches or stems, especially to increase fruitfulness and growth.
5. To make soil or land more productive by adding suitable substances to it.
6. A scientist who specializes in the field of plant sciences, plant biology or phytology.
9. Someone who doesn't communicate verbally.
10. A type of flower, typically given on Valentines Day.

DOWN

2. A substance that provides nourishment essential for growth and the maintenance of life.
3. The supply of water to land or crops to help growth, typically by means of channels.
4. Species in an ecosystem, this organism helps hold the system together.
6. To come into or be in full beauty or health; flourish.
7. Land too poor to produce much or any vegetation.
8. The process or period of gathering crops.



Rapunzel and the Beanstalk

Crossword Puzzle

Answer Key



ACTIVITY #8: ENGLISH ALL AGES

Let's Write a Letter

Actors, directors, and technicians love hearing from audience members! Did you have a question about something you saw onstage? Did you wonder how something worked offstage? Did you have a favorite scene in the play? Use the template below to write a letter to someone in the cast and crew (use the Who's Who Onstage and the Who's Who Offstage lists to decide who to write to).



FPCTA
Rapunzel Cast & Crew
3312 Long Ave. SW
Huntsville, AL 35805

FANTASY PLAYHOUSE

CHILDREN'S THEATER & ACADEMY

ABOUT US

Fantasy Playhouse Children's Theater & Academy (FPCTA) provides theatre arts access through production, education, and outreach, reaching more than 31,000 residents annually, including 21,000 children and youth. FPCTA enriches the lives of children and families through theatre and arts education, encouraging students to become self-confident, academically successful, creative-thinking citizens who are more likely to invest in their communities as adults. FPCTA's core programs include live children's theatre productions, classes, camps, workshops, and educational outreach through after school classes and In-School Touring programs. Recognizing the transformative power theatre arts can have in the life of a child, FPCTA prioritizes theatre arts access for all by engaging local underserved communities.

FANTASY STAFF

Executive Director Karen Mockensturm
 Education Director Taylor Bogan
 Artistic Director Stephen Tyler Davis
 Associate Education Director Kailey Burkhardt
 Education Coordinators Matlin Niemann
 Business Administrator Andrea Boswell
 Community Outreach Coordinators Carissa Conley
 Marketing/PR Manager Emily Rodrick

THANK YOU!

FPCTA gratefully acknowledges the support from the following.



SCHOOL TOURING SHOWS

BRING PROFESSIONAL SHOWS TO YOUR SCHOOL



About

Our Touring Program introduces students to the art of theatre through age appropriate curriculum based pieces, which are socially relevant, entertaining, and exciting. Our professional actors will bring to life an experience for each child in hopes of stretching the mind, inspiring the heart, and promoting education through our plays.

By: Mariah Beachboard
 APPROPRIATE FOR GRADES 3-5

For booking information, please contact:

FieldTrips@FantasyPlayhouse.com

ATTN: School Touring Show

256-539-6829



By: Carissa Conley
 APPROPRIATE FOR GRADES K-12

STUDENT MATINEES

SEATS AVAILABLE!

We have daytime performances for our 2024 mainstage performances!

For reservations, please contact:

FieldTrips@FantasyPlayhouse.com

ATTN: Student Matinee Reservation [INSERT SHOW TITLE]

Additional information available on our website:

FantasyPlayhouse.org/Student-Matinees



May 9, 2024
 9 a.m. & 11:30 a.m.

NEW KIDS



PLAY FEST

NEW PLAYS FOR NEW KIDS FOR A NEW WORLD

MARCH 2024



ACCEPTING SUBMISSIONS JAN. 15-MAR. 1
SUBMIT PLAYS ONLINE: [FANTASYPLAYHOUSE.ORG/NEWKIDSPLAYFEST](https://fantasyplayhouse.org/newkidsplayfest)

PRESENTED BY FANTASY PLAYHOUSE CHILDREN'S THEATER & ACADEMY
MADE POSSIBLE IN PART BY A GRANT FROM ALABAMA STATE COUNCIL ON THE ARTS.

